

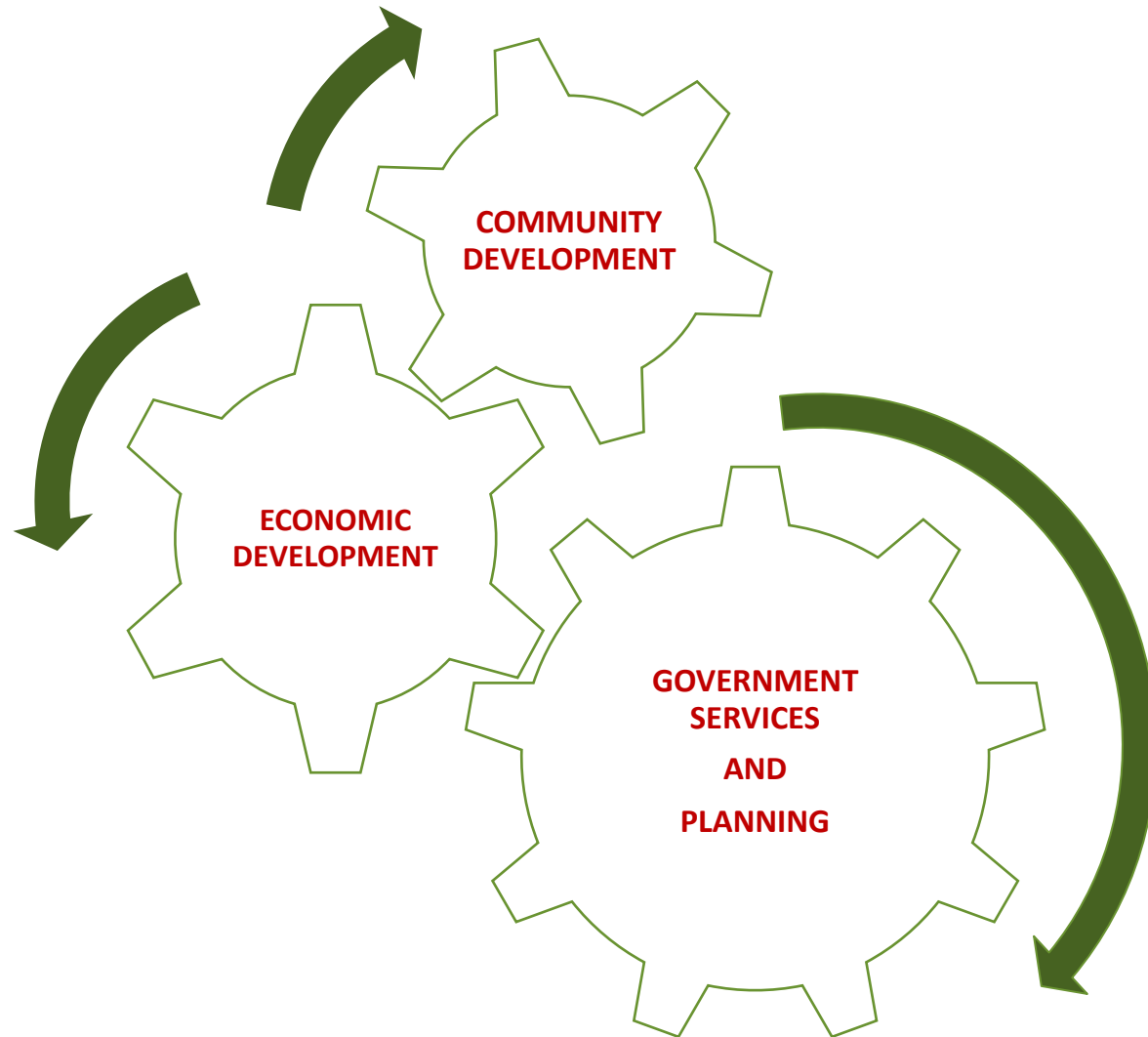
# Program of Work

Fiscal Year 2023



**Catawba  
Regional**  
Council of Governments

# Impact Areas



- **Community Development**
  - Infrastructure and Community Improvement
  - CDBG, RIA, PRT, EDA Grant writing/administration
  - Environmental and Accessibility Studies
  - Elimination of Slum and Blight/Low-Mod Income Communities
- **Economic Development**
  - Workforce Development/Job Training
  - Brownfields Assessment/Financing
  - Business Lending
- **Government Services & Planning**
  - Planning Services and Technical Assistance
  - Technology & Tools – GIS, Mapping, Imagery
  - Transportation Planning
- **Staffing**
  - 20 FTEs; 2 hires planned for FY23
  - 16 FTE contract staff in SC Works Centers

# Community Development

**Grants Summary: Up +30%**

**with more on the way in FY23!**

- 39 projects for \$29.3 million in process (compared to 33 for \$21MM in FY21)
- 15 grant applications submitted for \$20.2 million pending (compared to 11 for \$7MM in FY21)
- 6 environmental reviews under contract

Program	# Grants	\$ Grant/Loan	Total Project \$
Community Dev. Block Grants (CDBG)	18	\$ 12,161,281	\$16,902,153
Rural Infrastructure Authority (RIA)	14	\$ 8,062,475	\$10,168,882
SC Parks, Rec. & Tourism (PRT)	1	\$ 100,000	\$ 125,000
US Economic Devel. Admin. (EDA)	4	\$ 7,940,175	\$ 8,657,864
State Revolving Fund (SRF)	1	\$ 1,000,000	(incl. in RIA)
Appalachian Reg. Commission (ARC)	1	\$ 36,714	\$ 52,449
<b>TOTAL</b>	<b>39</b>	<b>\$29,300,645</b>	<b>\$35,906,348</b>

# Community Development

- \$900 million –State ARPA Funds (SKIIP)
- \$800 million:
  - \$683MM - Community Impact Grants (60% - Large Systems – 25% match; 40% Smaller Systems – 15% match)
  - \$80MM - Regional Solutions Grant (15% match)
  - \$20MM - Viability Planning Grant
- \$100 million:
  - Economic Development Projects (SC DOC)
- Webinar on 6/29
- Applications due 9/12/22 – SINGLE ROUND
- Each COG appropriated \$500,000 for SCIIP project development, grant writing, project administration (details to follow) by SC Legislature



South Carolina  
**Rural Infrastructure Authority**

**SC Infrastructure**

**Investment Program (SKIIP)**



# Economic Development

## Workforce Development




<b>Catawba</b>										
Indicator/Program	Title I Adult Goal	Title I Adult Actual	Title I Adult % of Goal	Title I DW Goal	Title I DW Actual	Title I DW % of Goal	Title I Youth Goal	Title I Youth Actual	Title I Youth % of Goal	Overall Indicator Score
Employment Rate Q2	81.9	83.7	102.2%	86.7	84.0	96.9%	80.0	91.2	114.0%	104.4%
Employment Rate Q4	83.8	75.8	90.5%	87.5	83.3	95.2%	80.3	79.2	98.6%	94.8%
Median Earnings	\$6,078	\$6,673	109.8%	\$7,600	\$10,219	134.5%	\$3,962	\$4,901	123.7%	122.7%
Credential Rate	58.5	81.6	139.5%	63.0	77.1	122.4%	54.3	36.4	67.0%	109.6%
Measurable Skill Gains	73.1	60.8	83.2%	64.3	71.4	111.0%	41.7	48.5	116.3%	103.5%
	<b>Overall Program Score</b>		<b>105.0%</b>	<b>Overall Program Score</b>		<b>112.0%</b>	<b>Overall Program Score</b>		<b>103.9%</b>	
<b>Pass</b>	<ul style="list-style-type: none"> <li>An Overall Program Score (across all indicators) is at least 90.0%</li> <li>An Overall Indicator Score (across A/DW/Y programs) is at least 90.0%</li> <li>Have an Individual Indicator Score of at least 50.0%</li> </ul>									
<b>Fail</b>	<ul style="list-style-type: none"> <li>An Overall Program Score (across all indicators) that did not meet at least 90.0%</li> <li>An Overall Indicator Score (across A/DW/Y programs) that did not meet at least 90.0%</li> <li>Have an Individual Indicator Score that did not meet 50.0%</li> </ul>									

- Workforce Innovation and Opportunity Act (WIOA) funding declining by 5% to ~ \$2.45 million for SC Works Center operations, training, and administration
- All state goals continue to be met/exceeded as of 3Q 2022 (rolling 4 quarter average)
- FY23: Increase funds deployed for training - difficult due to low unemployment and labor participation rates
- FY23: Workforce contractor services (SC Works Centers) will be bid out
- FY23: Explore new efficiencies and shared services with other workforce areas as funding declines

# Economic Development

## Brownfield Assessment & Lending

- FY23: \$500,000 EPA Assessment Grant – priority sites identified:
  - Chester County: Republic Mills #2 & #3 in Great Falls
  - Lancaster County: Springs Mill in City of Lancaster
  - Union County: Buffalo Mill site in Buffalo
  - York County: Watts Printing Co. in City of York
- FY23: 2 Brownfield RLF loans in disbursement - Newry Mill (Oconee), Annex Site (Rock Hill); 1 sub-grant for Great Falls (\$126,000)
- FY23: 5-year contract renewed with SC DHEC for Brownfields RLF fund management (+\$600K total value)
- FY23: Pilot statewide program (PENDING) with \$1MM sub-grant to CRCOG for environmental assessments across 10 COGs
- FY23: Supporting SC DHEC's application for Bipartisan Infrastructure Law (BIL) RLF supplemental funding in the fall 2022



Newry Mill  
(top),  
Brownfields  
RLF loan and  
Buffalo  
Mill (left)

# Economic Development

## Business Lending



**7/1/20 – 6/30/22**  
**MISSION ACCOMPLISHED**

COVID-19 RLF Grant Activity as of 6.09.2022		
	#	\$
Loans Closed	35	\$8,074,911
Commitments Pending Closing:	1	\$147,000
<b>Total Closed &amp; Committed:</b>	<b>36</b>	<b>\$8,221,911</b>
Remaining Grant Funds Available:		\$(1,911)
<b>Total EDA CARES Act RLF Grant Funding:</b>		<b>\$8,220,000</b>
SC Jobs Created/Retained (Closed):		215
SC Jobs Created/Retained Ratio (Closed):		1:\$37,557
Average Closed COVID-19 RLF Loan Size:		\$230,712
<b>Total Applications Received:</b>	<b>111</b>	<b>\$29,156,111</b>
<b>Total Loans Approved:</b>	<b>42</b>	<b>\$11,869,111</b>

COVID-19 RLF Closed Loans by Region as of 6.09.2022				
	#	\$	%	Jobs
Catawba	16	\$3,688,431	45.7%	75
Central Midlands	2	\$198,670	2.5%	5
Lowcountry	8	\$2,102,510	26.0%	21
Lower Savannah	2	\$241,000	3.0%	4
Pee Dee	4	\$1,289,300	16.0%	74
Santee Lynches	1	\$35,000	0.4%	2
Waccamaw	2	\$520,000	6.4%	34
<b>Total:</b>	<b>35</b>	<b>\$8,074,911</b>	<b>100%</b>	<b>215</b>

# Economic Development

## Business Lending

- LTD - \$90.45 million loaned; \$169 million leveraged; 3,200+ jobs created
- FY23 – Leveraging de-federalized EDA Revolving Loan Fund (\$7.2MM)
- FY23:
  - Manage and re-deploy outstanding \$9MM EDA COVID-19 & AG RLFs; \$7MM Legacy RLF
  - \$2.0MM EDA RLF recapitalization grant pending
  - Consideration of federal Community Development Financial Institution status
  - Consideration of application for USDA Grant to capitalized RLF for beef and poultry processors
  - Increase SBA 504 Volume

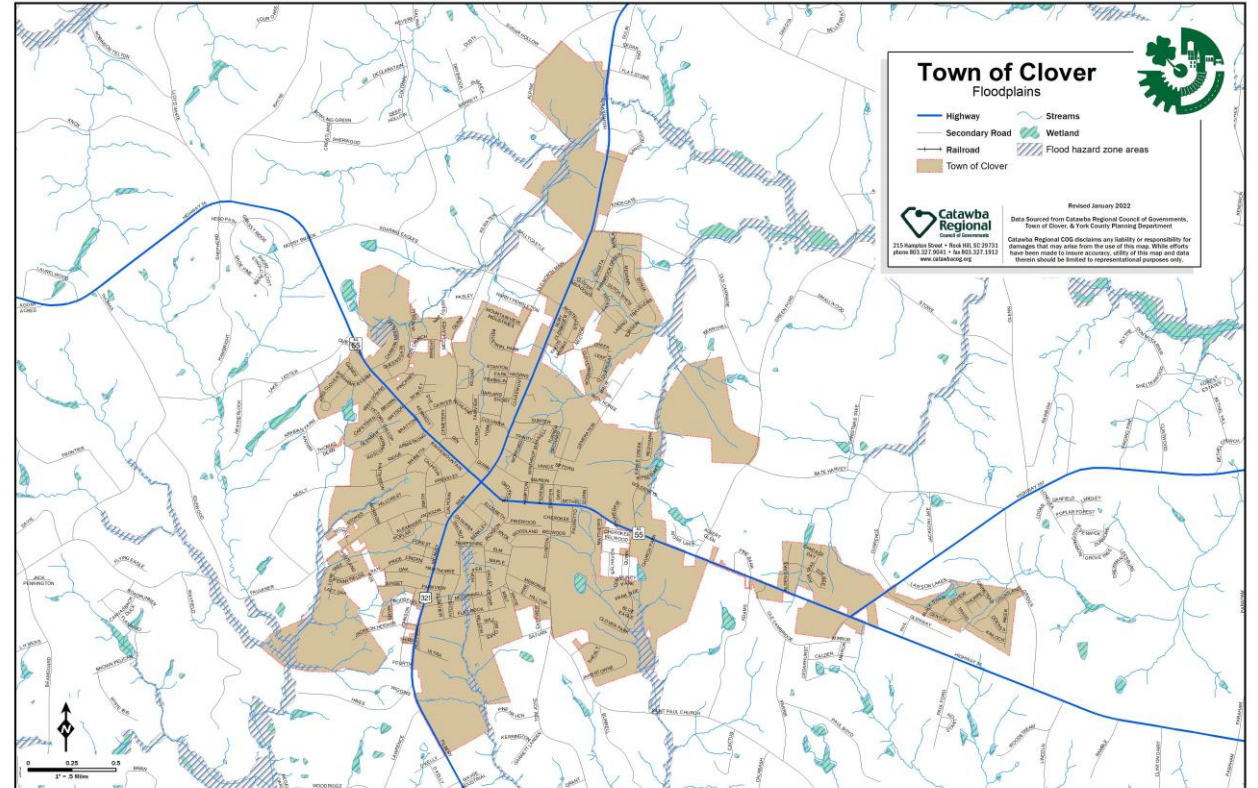


Young Funeral Home, Johnsonville (top); Carolina Pediatrics, Rock Hill (above); Bradley's Fishing (Shrimpboat), Beaufort (left)

# Government Services and Planning

## Technical Assistance & Projects

- FY23: Geographic Information Systems (GIS), Mapping, Analysis
- FY23: Planning technical assistance contracts with Town of Clover, City of Union, Chester County, Union County, City of Lancaster, Town of Van Wyck
- FY23: Statewide Green Infrastructure Plan
- FY23: CARES Act EDA Planning Extended
  - Industrial Site Study – 4 counties
  - Online Comprehensive Economic Development Strategy (CEDS)/Website
  - Resiliency Scorecard – in development



# Government Services and Planning



## Transportation Planning

- FY23: Program \$5.6 million annual SC DOT guideshare fund allocation in Long Range Transportation Plan (LRTP) and Transportation Improvement Program (TIP)
- FY23: SC DOT planning grant to CRCOG anticipated to increase to \$125,000/year with 20% match
- FY23: SC DOT pilot region for data-driven Corridor Investment Strategy

# Revenues Under Management


## FY23 Estimated Direct, Passthrough, and Managed Revenues


FY23 Operating Budget Revenue	FY23 Workforce Development Passthrough Revenue	FY23 New SC DHEC BCRLF and EPA Brownfields Grant Revenue	FY23 CD/ED Grants Awarded & In Process	FY23 SC DOT Guide-share Funds (net Debt/Svc)	Estimated FY23 Total Direct, Indirect, & Managed Revenues
\$2,715,578	\$2,450,000	\$300,000	\$29,300,645/3 = \$9,766,881	\$5,600,000	\$20,832,459

# Return on Investment (12/31/21)

- Life-to-date Return on Investment (ROI): \$51.94:\$1

For every \$1 of member-dues invested, \$51.94 has been deployed across the region, an increase of \$.86 over last year.





**Catawba  
Regional**  
Council of Governments